



















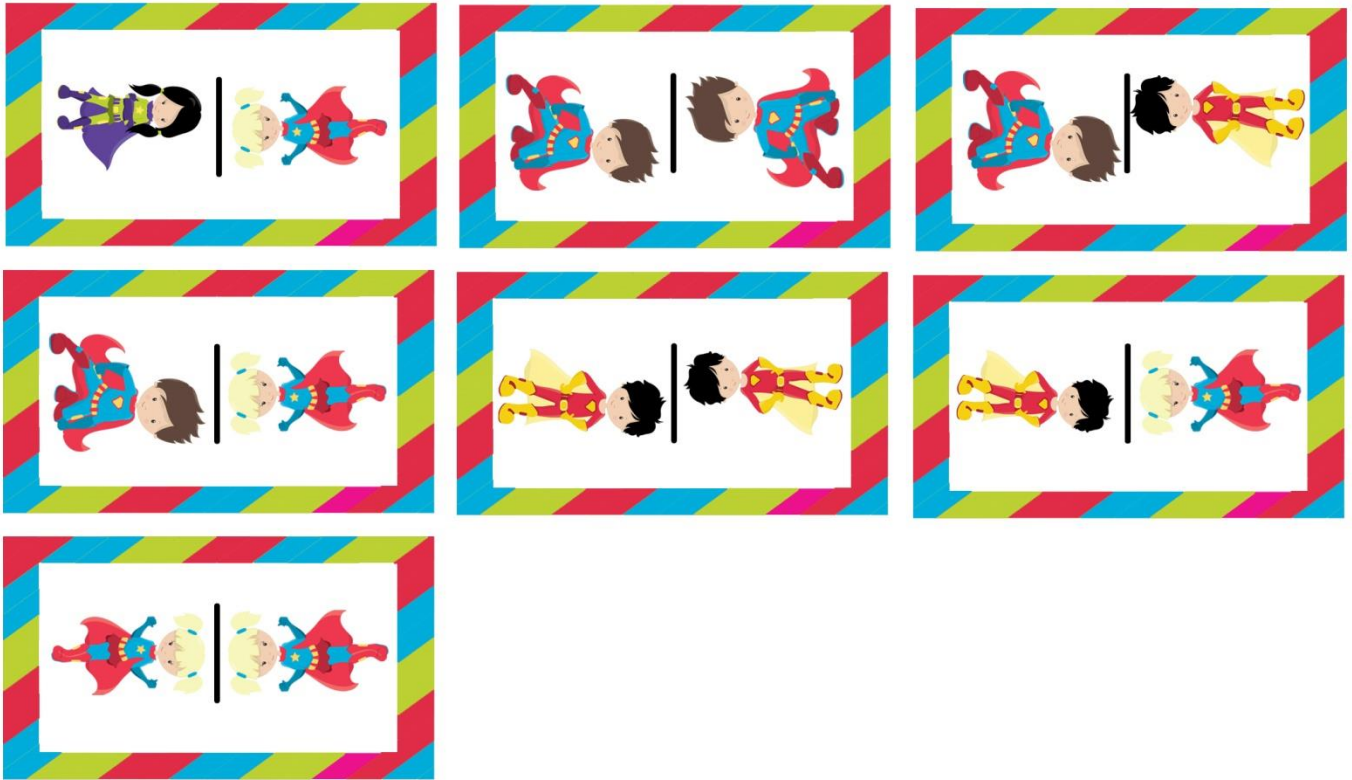


Superhero Dominoes Game





Each page fits on 8.5"x11" paper. Cardstock is recommended.
For 2-4 players, print and cut out 1 set of 28 dominoes.
For more players, print an additional set of 28 dominoes.
Cards can be laminated for durability if desired.

How to play:

Turn the cards face down on a table. Shuffle the cards by moving them around.

Move the pile of cards to one side of the table. Each player draws 7 cards to begin.

The youngest player goes first and places a card in the center of the table.

Going clockwise, each player places one card from their hand on the table, matching the superhero on the end. If a player cannot play from their hand, draw another card.

The first person with no cards in their hand wins.

created by Keri Houchin

OneMamasDailyDrama.com

-

For personal use only, please.